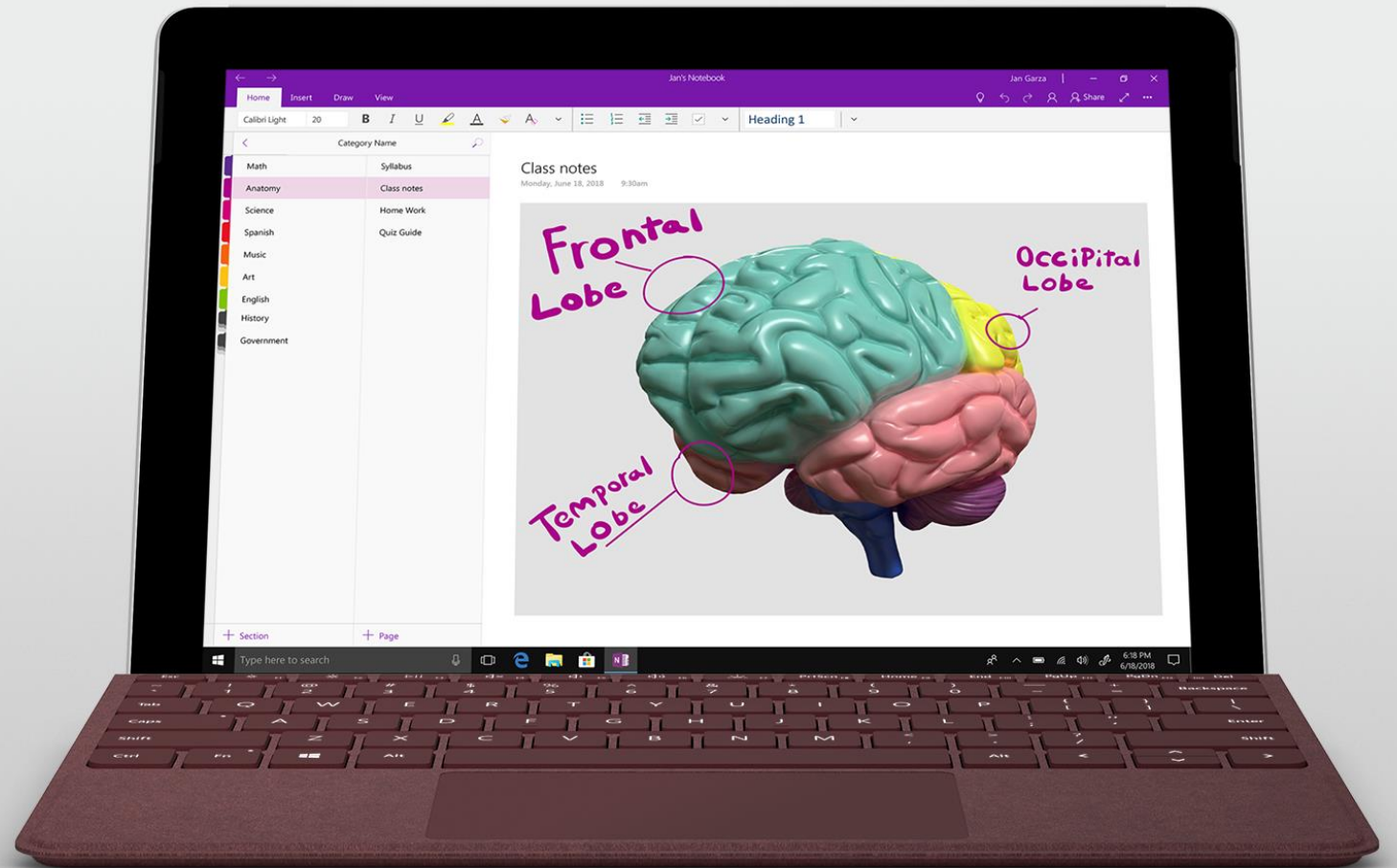


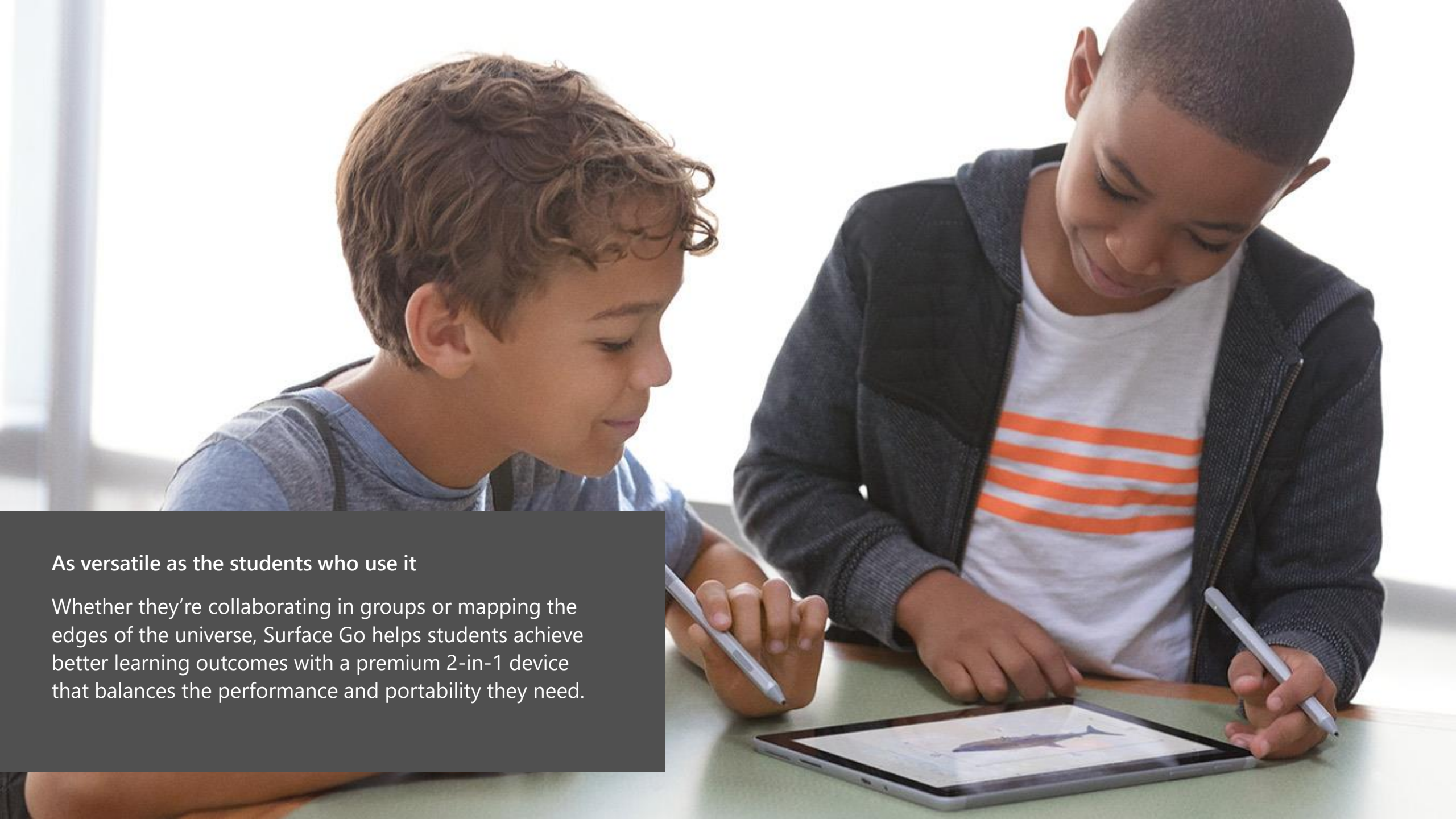
# Surface Go for Education





## Unlock limitless learning with Surface Go

Spark creativity in students with Surface Go, a powerful, versatile device that's great for education and exploration.



**As versatile as the students who use it**


Whether they're collaborating in groups or mapping the edges of the universe, Surface Go helps students achieve better learning outcomes with a premium 2-in-1 device that balances the performance and portability they need.



As versatile as the students who use it

### A design that's great for students

- 1.15 lbs. of educational power
- Sleek, modern 10" design that students are excited to use
- Power through a full school day with 9 hours of battery life<sup>1</sup>



As versatile as the students who use it

### More modes for learning and discovery

- Read or watch in Tablet Mode, type in Laptop Mode or draw in Studio Mode
- Interact intuitively with touch on the high-resolution PixelSense™ display
- Take notes, make sketches and more with support for Surface Pen\*



As versatile as the students who use it

### Easier for students to use

- Type more comfortably with a mechanical backlit keyset on the Surface Go Type Cover\*
- Enjoy better accuracy and pinpoint cursor use with an extra-large trackpad and Surface Mobile Mouse\*
- Augment the experience with an ecosystem of third-party accessories like rugged cases, screen protectors, and more



### Transform classroom time

Innovative and reliable, Surface Go with Microsoft Education helps teachers deliver impactful and engaging learning experiences to students and foster creativity.



Transform classroom time

## Empower your students

- Provide tools that personalize learning for your students
- Help students discover and learn in the way that suits their needs, abilities, and unique potential
- Support learning and retaining information more effectively with digital ink





Transform classroom time

### Improve and increase classroom time


- Stay focused on teaching with reliable devices that keep class time effective
- Surface Go works seamlessly with the Microsoft Education tools like Teams, which teachers use to create assignments, track progress, and more
- Customize your lessons and give extra attention to students who need it



Transform classroom time

### Incorporate a broader range of educational experiences

- Powerful Win32 desktop apps and device features work together to unleash deep learning and inspire creativity
- Inspire a passion for STEM by ensuring students are empowered to take advantage of full software, apps, and web tools
- Students easily connect to printers, projectors, cameras, digital microscopes, robots, keyboards, and other peripherals



**Create a safe,  
manageable environment**

Surface Go helps promote modern learning as an innovative 2-in-1 while securely integrating with your ecosystem.



Create a safe, manageable environment

Fully-featured, student-ready devices that are easy to deploy and manage

- Easily deploy your custom image with Windows AutoPilot
- Manage data and shared or individually-assigned devices with Intune for Education
- Manage Surface devices confidently at the UEFI level with Surface Enterprise Management Mode



Create a safe, manageable environment

## Engineered for more secure devices, students, and classrooms

- Windows 10 delivers the security IT teams trust
- Streamlined security updates delivered remotely or in batches
- Privacy you should expect: safe searches and no student re-targeting



Create a safe, manageable environment

### Stay in control with trusted Microsoft Education tools

- Make the most of your technology investments with devices that optimize the Microsoft 365\* experience, including Windows, Office, Minecraft: Education Edition, and more
- Prepare students for tomorrow's opportunities with the technology they'll need for the future



## Supporting more inclusive classrooms

At Microsoft, we believe that every student has the ability and the right to learn. That's why we designed Surface Go to showcase the best of Microsoft Education's inclusive learning tools.



### Immersive Reader

Change spacing, read text aloud, and sound out words by syllable. Immersive Reader helps students at all levels get better at reading.



### Accessibility Checker

Recommendations in Office apps help you understand how to make your content consumable without barriers by people with varying levels of vision, hearing, cognition and mobility.



### Microsoft Translator

Translate language in real time and communicate with students and relatives, ensuring everyone is on the same page.

# Appendix






# Accessories



## New Microsoft Surface Mobile Mouse


Our new mouse is lightweight and ergonomic, and features Bluetooth connectivity, precise control and a choice of four colors.



## New Surface Go Type Cover (Black) and New Surface Go Signature Type Cover (Colors)

This ultra-compact type cover performs like a full-size keyboard, with a complete mechanical keyset for precise, comfortable typing.

# Accessories



## Surface Pen

Write and draw naturally with tilt for shading, better accuracy, and faster, more precise ink.

## Surface Dial

An intuitive tool that offers quick access to shortcuts, drawing tools, and more.



## New USB-C Adapters

Connect to more devices with the USB-C™ to USB 3.0 Adapter, USB-C™ to DisplayPort Adapter, and USB-C™ to Ethernet and USB 3.0 Adapter.




## Surface Dock

Transform your Surface into a desktop experience by connecting your Dock with the Surface Connect cable.

# Meet the Surface family

Surface powers the modern classroom

**Surface Hub**  
Unlock the power of the group



**Surface Studio**  
The ultimate creative studio



**Surface Book 2**  
Powerhouse performance



**Surface Laptop**  
Style and speed



**Surface Pro**  
Ultra-light and versatile



**Surface Go**  
Portable power

# Technical specifications

<b>Display</b>	10" PixelSense™ Display, 1800 x 1200 (217 PPI) 10-point multi-touch, Aspect ratio 3:2 Corning® Gorilla® Glass 3 Contrast ratio: 1500:1
<b>Dimensions</b>	9.65" x 6.9" x 0.33" (245mm x 175mm x 8.3mm)
<b>Weight</b>	Wi-Fi: 1.15 lbs (522g) LTE Advanced: Pending Note: Weight not including Type Cover (sold separately)
<b>Processor</b>	Intel® Pentium® Gold Processor 4415Y
<b>Memory (RAM)/Storage Combinations<sup>1</sup></b>	4GB RAM, 64GB embedded MultiMediaCard (eMMC) drive • Available in Wifi only for commercial/EDU customers (and consumers)  8GB RAM, 128GB solid state drive (SSD) • Available in Wifi and LTE for commercial/EDU customers (and consumers)  8GB RAM, 256GB solid state drive (SSD) • Available in LTE only for commercial/EDU customers (not available for consumers)
<b>Graphics</b>	Intel® HD Graphics 615
<b>Battery</b>	Up to 9 hours of battery life local video playback <sup>2</sup> With LTE Advanced: Pending <sup>3</sup>

# Technical specifications (continued)

<b>Security</b>	TPM 2.0 for enterprise security Enterprise-grade protection with Windows Hello face sign-in
<b>Software</b>	Commercial/EDU customers: Ships with Windows 10 Pro configurable to S Mode <sup>1</sup> 1 month trial for new Microsoft Office 365 customers
<b>Wireless</b>	Wi-Fi: IEEE 802.11 a/b/g/n/ac compatible Bluetooth Wireless 4.1 technology
<b>Network (LTE Advanced models)<sup>2</sup></b>	Nano SIM Tray 4G LTE Advanced (Bands 1, 2, 3, 4, 5, 7, 8, 12, 13, 17, 19, 20, 25, 26, 28, 29, 30, 38, 39, 40, 41) GPS / GLONASS: Standalone and assisted GNSS, accuracy up to 3 meters
<b>Sensors</b>	Ambient light sensor Accelerometer Gyroscope Magnetometer
<b>Connections and expansions</b>	1 x USB-C™ 1 x Surface Connect port 3.5 mm headphone jack 1 x microSDXC card reader Surface Type Cover port

# Technical specifications (continued)

<b>Cameras, video, and audio</b>	Windows Hello face authentication camera (front-facing) 5.0MP front-facing camera with 1080p Skype HD video 8.0MP rear-facing autofocus camera with 1080p HD video Single microphone 2W stereo speakers with Dolby® Audio™ Premium
<b>Exterior</b>	Casing: Magnesium Color: Silver Physical buttons: Volume, Power
<b>What's in the box</b>	Surface Go (Wi-Fi or with LTE Advanced) 24W Power Supply Quick Start Guide Safety and Warranty documents
<b>Warranty</b>	1-year limited hardware warranty